

VI-UTP-23xxA-Serie

IP- / PoE-Extender for UTP-cable (twisted pair cable)

- IP/PoE-Extender for UTP-cable
- Distances up to 500m
- PoE 802.1af and at
- No local power supply needed in PoE mode
- 1-16 channels



The devices of the VI-UTP-2300A series transmit 10/100Mbps Ethernet and PoE/PoE+ with UTP or Cat cable up to a distance of 500m. The Pass Through technology makes it possible to pass on the PoE power supply, e.g. of a midspan, directly via UTP or Cat cable. The devices do not need any software configuration. Diagnostic LEDs provide an overview of the operating status. The modules of the VI-UTP-2300A series can be mounted as desktop models, on DIN rails and in 19" cabinets.

More information

System notes

The connection of several device pairs via the same cable can lead to transmission problems due to crosstalk between the different signals in the cable. Ideally, therefore, each device connection is realized via separate cables. If several cables have to be lined up on a connection section, it is important to carry out these transitions technically as well as possible. This means that ideally professionally assembled RJ45 connectors are used for the transitions. If this is not possible, e.g. when using telephone cables, care should be taken to unwind the stranding of the wire pairs as short as possible. The contact between the wires of the cables to be connected must be as good as possible. Shielded cables can cause problems due to potential equalisation currents. In particular, we do not recommend grounding the shields in the central unit when combining several cables in one central unit.



Technical data

General properties

supply voltage	Single-channel devices No power supply required for POE operation (power requirement per unit approx. 2W) Without PoE: VI-UTP-2300A (mini unit): 12VDC approx. 2W VI-UTP-2301A: 12VDC or 24VAC approx. 2W Hollow plug, incl. transition plug Hollow plug to screw terminals Multi-channel devices Multi-channel devices must always be supplied with power. However, as with single-channel devices, the power supply does not insert a PoE and only serves to operate the device. 12VDC, 30W, e.g. VI-0014AB
operating temperature	-40 to+75°C
dimensions	VI-UTP-2300A: 55 x 45 x 27mm VI-UTP-2301A: 95 x 40 x 30mm VI-UTP-2304AB: 125 x 95 x 60mm VI-UTP-2308AB: 19" x 1HE x 250mm VI-UTP-2316AB: 19" x 1HE x 250mm
weight	VI-UTP-2300A: 0,1kg VI-UTP-2301A: 0,1kg VI-UTP-2304AB: 0,3kg VI-UTP-2308AB: 1,8kg VI-UTP-2316AB: 2,4kg



interfaces

copper ports

VI-UTP-2300A: 1 x 10/100BaseT, RJ45
VI-UTP-2301A: 1 x 10/100BaseT, RJ45
VI-UTP-2304AB: 4 x 10/100BaseT, RJ45
VI-UTP-2308AB: 8 x 10/100BaseT, RJ45
VI-UTP-2316AB: 16 x 10/100BaseT, RJ45

extender ports

VI-UTP-2300A: 1 x RJ45
VI-UTP-2301A: 1 x RJ45
VI-UTP-2304AB: 4 x RJ45
VI-UTP-2308AB: 8 x RJ45
VI-UTP-2316AB: 16 x RJ45







transmission cable

Ideal type: Cat5e and better
Further types:
When using Cat3 cables (telephone cable) or bell wire, the possible distances are significantly reduced.
If Cat7 cables are used, the same distances can be expected as for Cat5e/Cat6. The shielding of the Cat7 cable must not be earthed.

Transmission distance

The maximum transmission distance when using Cat5e cable or better is approx. 500m.
When transmitting PoE, the power loss of the transmission path must be taken into account.

Product variants

	VI-UTP-2300A	1-channel device, mini design, camera side only excl. power supply
	VI-UTP-2301A	1-channel device excl. power supply
	VI-UTP-2304AB	4-channel device Power supply VI-0014AB included
	VI-UTP-2308AB	8-channel device, 19" design Power supply VI-0014AB included
	VI-UTP-2316AB	16-channel device, 19" design Power supply VI-0014AB included
	VI-R1	19" carrier for max. 10 pcs VI-UTP-2301A incl. mounting material 19" and for the modules

Version 19.05.2020, Changes without notice